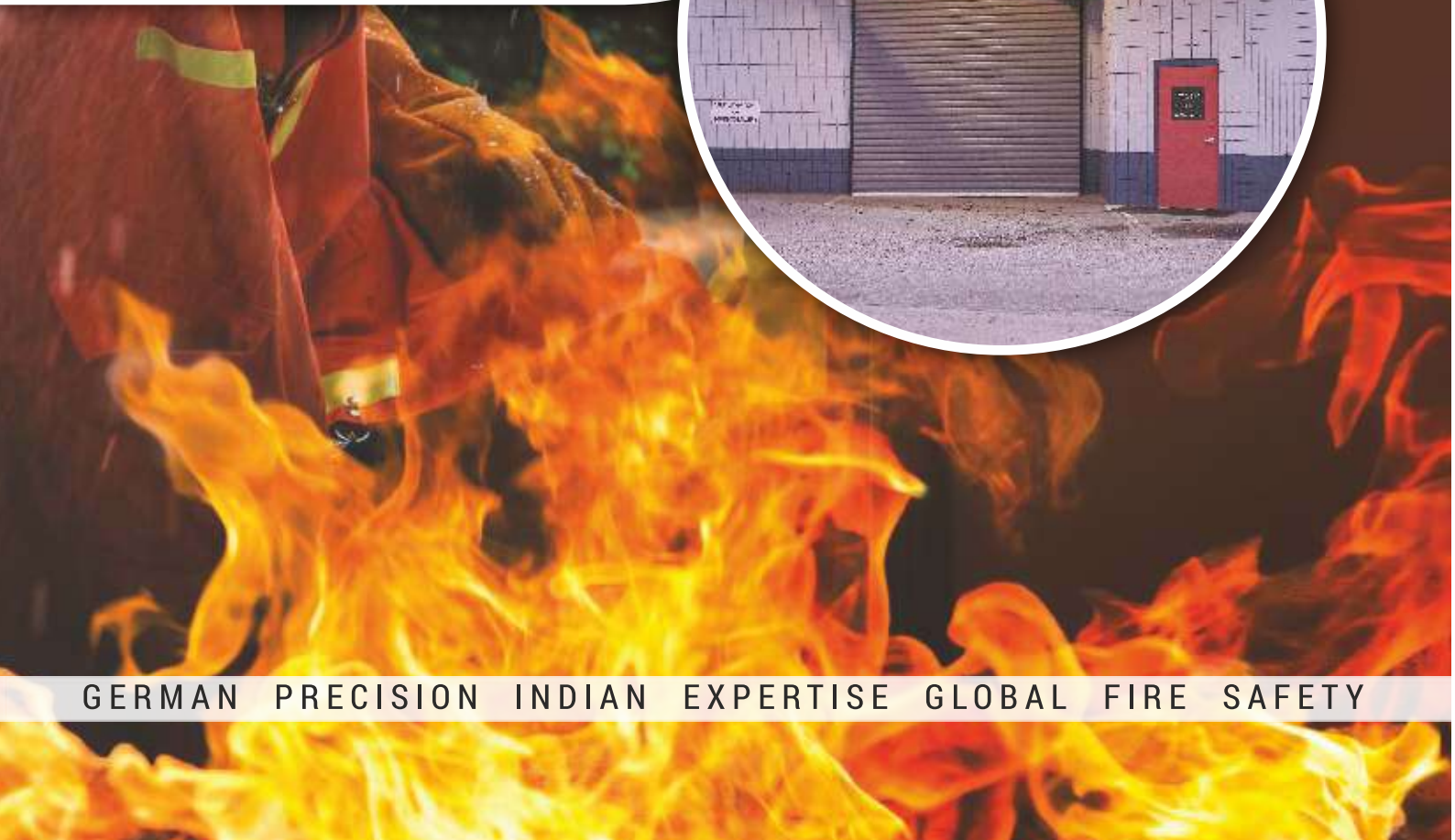




**TORVEX**  
**FIRETECH**  
INDUSTRIES PVT. LTD.



GERMAN PRECISION INDIAN EXPERTISE GLOBAL FIRE SAFETY

# ABOUT US

Torvex Firetech Industries Pvt. Ltd. is a leading manufacturer and solution provider in the fire safety and architectural industry, backed by **25 years of expert engineering and installation experience**. With a strong focus on quality, precision, and reliability, we deliver premium fire-rated and metal fabrication solutions that meet the highest industry standards.

We are specialized manufacturers of **Metal Fire Rated Doors, Wooden Fire Rated Doors, Glazed Fire Rated Doors, Glazed Partitions, Fire Rated Windows, Hollow Metal Pressed Steel Doors, Fire Hydrant Shaft Doors, Stainless Steel Doors, Automatic Sliding Doors & Windows, Mortise Rolling Shutters and Industrial Sheds**. All our products are manufactured using **Advanced German Technology**, ensuring superior performance, durability and finish.

Our state-of-the-art manufacturing facility, combined with skilled engineers and an experienced installation team, enables us to deliver premium-quality products with precise installation services. We strongly believe that quality is not only in the product but also in the execution.

**On-time delivery and precision installation** are our key strengths. Our dedicated project management and installation teams ensure timely completion without compromising on safety, quality, or workmanship.

At Torvex Firetech Industries Pvt. Ltd., we work closely with **architects, consultants, contractors and clients** to provide customized solutions and dependable service, making us a trusted and preferred partner in the fire safety and metal fabrication industry.

## WHY CHOOSE US

**Torvex Firetech Industries Pvt. Ltd.**, we go beyond manufacturing to deliver complete, reliable solutions supported by expert execution and long-term service.

### Assured Quality at Every Stage

Quality is at the core of our work. From raw material selection to final installation, all products undergo strict quality checks to meet fire safety and industry standards, ensuring durability and consistent performance.

### On-Time Delivery Commitment

We value project timelines. Our planned operations, in-house manufacturing and coordinated logistics enable us to deliver projects on time without compromising quality or safety.

### Precision Installation Expertise

Our skilled installation teams execute projects with accuracy, safety and attention to detail. Every product is installed as per approved specifications to ensure reliable performance.

### Strong After-Sales Service & Installation Support

Our commitment continues after delivery and installation. We provide prompt after-sales service, technical assistance, and installation support to ensure long-term performance and peace of mind.

### Dedicated Project & Service Support

Our project management and service teams handle every stage—from order processing to post-installation—ensuring smooth coordination, clear communication and quick resolution.

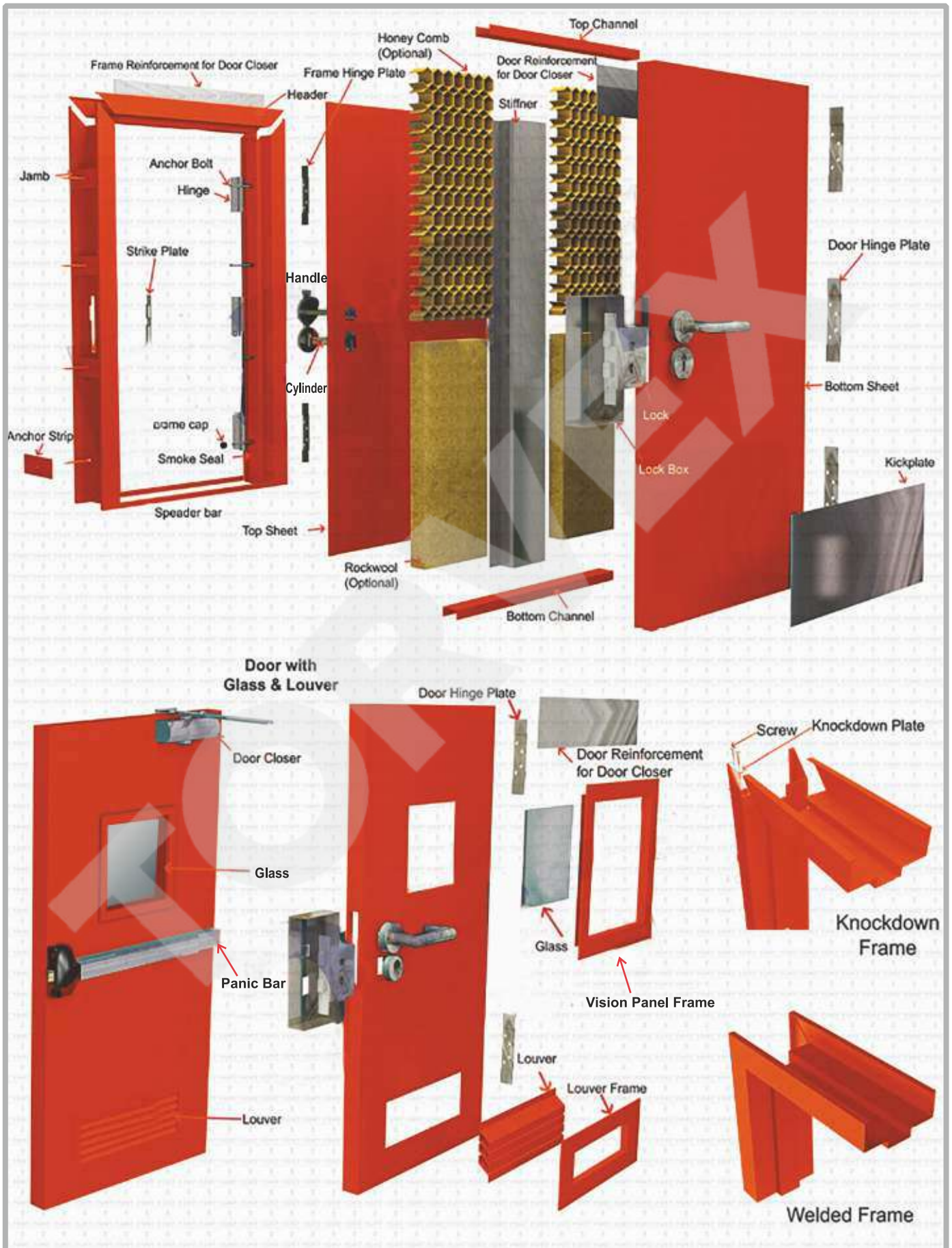
### Trusted Long-Term Partner

Through close collaboration with architects, consultants, contractors, and clients, we deliver customized solutions and dependable support—making Torvex a trusted partner in fire safety and metal fabrication.

## PRODUCT RANGE

- Metal Fire Door
- Hollow Metal Door
- Wooden Fire Door/Acoustic Fire Door
- Glazed Fire Door
- High Speed Door
- Clean Room Door
- Sectional Door
- FHC Door
- All Type of Shaft Door
- Fire Rated Rolling Shutter
- G.I. Motorised / Manual Rolling Shutter
- Galvalume Motorised / Manual Rolling Shutter
- Grill Motorised / Manual Rolling Shutter
- Aluminum Motorised / Manual Rolling Shutter
- Polycarbonate Motorised / Manual Rolling Shutter
- SS Motorised / Manual Rolling Shutter
- Fire Hose Box
- SS Hose Box
- UPVC Door/Window
- Motorised Sliding Gate
- Factory & Industrial Shed Manufacture

# BREAKDOWN OF FIRE RATED DOOR





# Fire Rated Door

## Specification

(Single leaf door/ Equal leaf door/Un-equal leaf door)

Door Type : Metal Fire Rated Door  
 Fire Rating : 120 mins  
 Shutter Thickness : 46 mm  
 Frame Size : 100 x 57mm Single Rebate  
 143 x 60mm Double Rebate.

## Construction Details

- \* Steel Frame Profile Design
- \* Frame Thickness – 1.20 mm/ 1.60 mm Galvanized Steel
- \* Shutter Sheet Thickness – 0.8/ 1.0 / 1.2 mm Galvanized Steel
- \* Vision Panel – 2hrs. Fire rated Toughened clear Glass (Optional)
- \* Shutter Infill Insulation – Fire Rated Insulation
- \* Finish powder coated finish in desired shade

## Recommended Hardware

1. SS Ball Bearing Hinges – SS 304 of Size 100mm x 75mm x 3mm
2. Door Closer – Fire rated
3. Tower Bolt / Flush Bolt

## Optional Hardware

4. Mortise Dead Lock Set with Cylinder- complete with D Shape Pull handle for Push / Pull Operations
5. Mortise Sash Lock with Cylinder – Complete with Lever Handle for Push / Pull Operations
6. Fire Rated Panic Bar – Push Side Operation  
 Fire Rated External Panic Trim – Pull Side Operation





# Glazed Fire Rated Door

## Specification

Door Type	: Glazed Metal Fire Rated Door
Fire Rating	: 60mins/ 120 mins
Door Frame	: 143 X 57 X 1.60 mm
Shutter Thickness	: 50 X 1.60 mm
Shutter Stiles	: Vertical & Top Members 50 X 100 X 1.60 mm bottom members 50 X 200 X 1.60 mm

Glazings	: Glass –2hrs. Fire rated clear Glass
Shutter Infill Insulation	: Mineral Wool Insulation

## Construction Details

- \* Steel Frame Profile Design
- \* Frame Thickness – 1.6mm Galvanised Steel
- \* Shutter Sheet Thickness – 1.6mm Galvanised Steel
- \* Glass –2hrs. Fire rated clear Glass
- \* Shutter Infill Insulation – Mineral Wool Insulation

## Recommended Hardware

1. SS Ball Bearing Hinges – SUS 304 of  
Size 102mm x 89mm x 3mm
2. Door Closer – Fire rated
3. Tower Bolt / Flush Bolt

## Optional Hardware

4. Mortise Dead Lock Set with Cylinder- complete with  
D Shape Pull handle for Push / Pull Operations
5. Mortise Sash Lock with Cylinder –  
Complete with Lever Handle for Push / Pull Operations
6. Fire Rate Panic Bar – Push Side Operation  
Fire rated Panic Trim – Pull Side Operation





# Wooden Fire Rated Door

## Specification

Door Type	: Wooden Fire Rated Door
Fire Rating	: 120 mins
Shutter Thickness	: 50 mm/55 mm
Frame Size	: 120mm x 70 mm /140mm x 70 mm

## Construction Details

- \* Wooden door Frame made out of Hardwood Mirandi Teak/Teakwood / Ivory coast Teak as per requirement.
- \* Door Shutter - Internal Frame made of Hardwood Teak with facing of 3 mm thick commercial ply or veneered ply on both face .
- \* Shutter Insulation - Sandwich type Fire rated mineral wool treated with fire retardant paint & Calcium silicate board.
- \* Vision Panel – 2hrs. Fire rated clear Glass (Optional)
- \* Intumescent fire/smoke seal 20 X 4mm or 10 X 4mm at all three sides of door frame and shutters excepts bottom.

## Recommended Hardware

1. SS Ball Bearing Hinges – SS 304 of Size 100mm x 75mm x 3mm
  2. Door Closer – Fire rated
  3. Tower Bolt / Flush Bolt
- [www.torvexfiretech.com](http://www.torvexfiretech.com)

## Optional Hardware

4. Mortise Dead Lock Set with Cylinder- complete with D Shape Pull handle for Push / Pull Operations
5. Mortise Sash Lock with Cylinder – Complete with Lever Handle for Push / Pull Operations
6. Fire Rate Panic Bar – Push Side Operation  
Fire rated Panic Trim – Pull Side Operation





Clean Room Door



Hollow Metal Door



Overhead Sectional Door



High Speed Door

GI & Galvalume Motorised / Manual  
Rolling Shutter



# Rolling Shutter

## Specifications

Torvex Firetech Rolling Shutters combine security, visibility and ventilation in one sleek solution. Powered by German motor technology, they safeguard your premises while adding elegance. Perfect for showrooms, banks, commercial spaces, and residences, these shutters ensure airflow, light and visibility without compromising safety. Built for durability and easy operation, they deliver reliable protection with modern style.

## Technical Specifications

- Material Options** : High-strength MS, GI, Galvalume, SS, Aluminum rods and flats.
- Motor** : Heavy-duty Turkish motor with smooth & reliable operation.
- Design** : Open grilled structure ensuring visibility, airflow, and light penetration.
- Slats** : Precision-engineered, interlocked design for maximum durability.
- Operation** : Manual (chain or crank) & motorized versions (remote or smart control).
- Size Range** : Customizable from 1000 mm to 12000 mm width and up to 14000 mm height.


- Finish** : Powder-coated or painted in customizable colours.
- Safety Features** : Auto-stop function with obstacle detection (motorized version).
- Emergency Handling** : Manual override in case of power failure.
- Weather Resistance** : Built to withstand wind, dust, and moderate outdoor conditions.

Powered by German Technology Motors for unmatched reliability. Strong interlocked slats in MS, GI, Galvalume, SS, Aluminum ensuring maximum security. Compact, space-saving design – rolls neatly without extra swing space. Built to withstand harsh weather (rain, storms and winds up to 90 km/h, higher on request). Emergency-ready with manual hand chain or crank operation during power failure. Side guides available in T-Type (75 / 100 / 150 / 200 mm) or C-Type (optional)


SS Motorised / Manual  
Rolling Shutter



Grill Motorised / Manual  
Rolling Shutter



Polycarbonate Motorised / Manual  
Rolling Shutter



Aluminium Motorised / Manual  
Rolling Shutter





Fire Hose Box



Shaft Door



FHC Door


# OUR MAJOR CLIENT



Constructing  
the backbone of industry with our customized  
**Factories and Industrial  
Sheds Solutions**



# Life support for your building



Corporate Office

**Torvex Firetech Industries Pvt. Ltd.**

A/01, Kh. No. - 75M, Meerut Road,  
Opp. ITC Factory, Village Dargal,  
Ghaziabad, Uttar Pradesh-201001

Contact No.

+91-7053588784  
+91-8130056085

E-mail & Website

[sales@torvexfiretech.com](mailto:sales@torvexfiretech.com)  
[www.torvexfiretech.com](http://www.torvexfiretech.com)